


PRODUCT DATASHEET

DR DS-PFM -30/220-240/700

LED DRIVER DIP-SWITCH | Constant current LED driver with dip-switch current setting



Areas of application

- Suitable for LED luminaires and LED modules
- Applicable for luminaires of protection classes I and II
- For indoor SELV installations
- Offices, shopping centers, hospitals, restaurants, hotels
- Suitable for a broad range of luminaires (by broad range of dip switch currents)

Product benefits

- High flexibility due to adjustable output currents via dip switch
- Low flickering enables high light quality as well as good visual comfort
- 5 years guarantee
- Slim housing for narrow installations
- High efficiency and reliability

Product features

- Available in 20 W, 30 W, 40 W
- Independent installation with optional Cable Clamp Kit
- Lifetime: up to 50,000 h (at max. tc temperature)
- Type of protection: IP20
- Low ripple current < 5%
- Supply voltage: 220...240 V
- Operating frequency: 50/60 Hz
- Safety according to EN 61347-1, 61347-2-3, 61347-2-13, 62384
- Immunity according to EN 61547

TECHNICAL DATA

Electrical data

| | |
|--|---|
| Nominal output power | 30 W ¹⁾ |
| Nominal voltage | 220...240 V |
| Nominal output voltage | 25...42 V ²⁾ |
| Input voltage AC | 198...264 V ³⁾ |
| U-OUT (working voltage) | 55 V |
| Type of current | DC |
| Nominal current | 160 mA |
| Nominal output current | 500 mA / 600 mA / 650 mA / 700 mA ⁴⁾ |
| Inrush current | 30 A |
| Output current tolerance | ±5 % |
| Output ripple current (100 Hz) | < 5 % |
| Mains frequency | 50...60 Hz |
| Total harmonic distortion | 15 % ⁵⁾ |
| Power factor λ | 0.95 ⁶⁾ |
| ECG efficiency | 88 % ⁷⁾ |
| Device power loss | 3,5 W ⁸⁾ |
| Max. ECG no. on circuit breaker 10 A (B) | 11 |
| Max. ECG no. on circuit breaker 16 A (B) | 17 |
| Max. ECG no. on circuit breaker 25 A (B) | 27 |
| Surge capability (L-N) | 1 kV |
| Galvanic isolation | SELV |

1) Partial load 13...29 W

2) Maximum 55 V

3) Permitted voltage range

4) ±10%

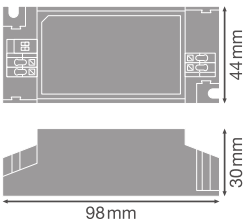
5) At full load, 220...240 V, 50 Hz

6) Full load at 230 V

7) At full load and 230 V

8) At maximum LED load of 30 W

Dimensions & Weight



| | |
|--------------------------------------|----------------------------|
| Length | 98.00 mm |
| Mounting hole spacing, length | 88,0 mm |
| Width | 44.00 mm |
| Height | 30.00 mm |
| Cable cross-section, input side | 0.75...1.5 mm ² |
| Cable cross-section, output side | 0.5...1.5 mm ² |
| Prewired | No |
| Wire preparation length, input side | 8.0...9.0 mm |
| Wire preparation length, output side | 8.0...9.0 mm |
| Product weight | 124.00 g |

Colors & materials

| | |
|-----------------|---------|
| Product color | White |
| Casing material | Plastic |
| Body material | Plastic |

Temperatures & operating conditions

| | |
|--|-------------------------|
| Ambient temperature range | -20...+50 °C |
| Maximum temperature at tc test point | 75 °C |
| Max.housing temperature in case of fault | 95 °C |
| Temperature range in operation | -20...+50 °C |
| Permitted rel. humidity during operation | 10...90 % ¹⁾ |

1) Maximum 56 days/year at 90%

Lifespan

| | |
|--------------|-----------------------|
| ECG lifetime | 50000 h ¹⁾ |
|--------------|-----------------------|

1) At maximum T_c = 75°C / 10% failure rate

Additional product data

| | |
|--------------|----|
| Encapsulated | No |
|--------------|----|

Capabilities

| | |
|--|---------------|
| Dimmable | No |
| Dimming interface | Not dimmable |
| Overheating protection | No |
| Overload protection | Yes |
| Short-circuit protection | Yes |
| Max. cable length to lamp/LED module | 2,0 m |
| Suitable for fixtures with prot. class | II |
| Suitable for emergency lighting | No |
| Type of connection, output side | Push terminal |


Certificates & Standards

| | |
|---------------------------|---|
| Approval marks – approval | Nemco / CE |
| Standards | Acc. to EN 61347-1 / Acc. to EN 61347-2-13 / Acc. to EN 55015 / Acc. to EN 61547 / Acc. to EN 61000-3-2 / Acc. to EN 62384 |
| Protection class | II |
| Type of protection | IP20 |

LOGISTICAL DATA

| | |
|------------------------------|--------------|
| Temperature range at storage | -20...+75 °C |
|------------------------------|--------------|

Accessories Optional

| Product image | Product name | EAN |
|--|------------------------|---------------|
|  | DR AY DS-PFM-CLAMP DUO | 4058075313200 |



EQUIPMENT / ACCESSORIES

- Cable Clamp Kit to ensure proper strain relief

Safety advice

- All electrical connections must be made by a qualified person.
- Caution, risk of electric shock.
- Disconnect mains before installation.
- Do not open enclosure-housing.

DOWNLOAD DATA

| Documents and certificates | | Document name |
|--|--|--------------------------------------|
|  | User instruction / safety instructions | LED DRIVER DIP-SWITCH PFM |
|  | Declarations of conformity | EU Declaration of Conformity 3563380 |

LOGISTICAL DATA

| Product code | Packaging unit (Pieces/Unit) | Dimensions (length x width x height) | Gross weight | Volume |
|---------------|------------------------------|--------------------------------------|--------------|-----------------------|
| 4058075239777 | Folding box 1 | 106 mm x 47 mm x 37 mm | 133.00 g | 0.18 dm ³ |
| 4058075239784 | Shipping box 10 | 235 mm x 205 mm x 80 mm | 1544.00 g | 3.85 dm ³ |
| 4058075254787 | Shipping box 50 | 460 mm x 245 mm x 245 mm | 8153.00 g | 27.61 dm ³ |

The mentioned product code describes the smallest quantity unit which can be ordered. One shipping unit can contain one or more single products. When placing an order, for the quantity please enter single or multiples of a shipping unit.

References / Links

– For Guarantee see www.ledvance.com/guarantee

DISCLAIMER

Subject to change without notice. Errors and omission excepted. Always make sure to use the most recent release.